





# About PowerPoints, Flip Charts and Related Files for the Centering Prayer Introductory Workshop Presentations

The PowerPoint Slides, Flip Charts and related files for the Centering Prayer Introductory Workshop presentations are available under **Type: Centering Prayer Introductory Program** on the **Volunteer Resources** page of the Contemplative Outreach website, <https://www.contemplativeoutreach.org/volunteer-resources>. To see these files, one needs to be classified as a presenter on the Contemplative Outreach Ltd., (COL) database and logged-in to their account on the COL website. The following files are available, listed in alphabetical order, on the website.

See instructions below the list of files on how to log-in and access these files.

File Title	File Description
<p><b>CP Intro slides Feb2019.PPTX</b></p> 	<p>A PowerPoint file of the slides for the four conferences of the Centering Prayer Introductory Workshop. Includes the essential talking points for each slide on the notes page. There are duplicates of some slides because the essential talking points don't all fit on one note page. Notes will be visible on the laptop (not on the screen the audience is seeing) in a PowerPoint slide show if you check "presenters view". Notes can be edited in this PowerPoint file if you select "Notes Page" under View when editing slides.</p>
<p><b>CP Intro Notes Feb2019.DOCX</b></p> 	<p>A Word Document of the essential talking points that go along with the PowerPoint slides and the flip charts for the four conferences of the Centering Prayer Introductory Workshop. It can be used as the presenter's notes. You can edit this Word document.</p>
<p><b>CP Intro Notes Below Slides Feb2019.PDF</b></p> 	<p>A PDF Document of the slides and essential talking points for the four conferences of the Centering Prayer Introductory Workshop. A black and white picture of the slide is on the top half of the page and the essential talking points are on the bottom half of the page. This document can be used as presenters notes during a presentation. This document is printed from the PowerPoint file of slides by selecting "notes page" when printing.</p>
<p><b>CP Intro Alt Slides Feb2019.PPTX</b></p> 	<p>A PowerPoint file of the slides for the Alternate Formats for conferences one and four of the Centering Prayer Introductory Workshop. Includes the essential talking points for each slide on the notes page. There are duplicates of some slides because the essential talking points don't all fit on one note page. Notes will be visible on the laptop (not on the screen the audience is seeing) in a PowerPoint slide show if you check "presenters view". Notes can be edited in PowerPoint if you select "Notes Page" under View when editing slides.</p>

# About PowerPoints, Flip Charts and Related Files for the Centering Prayer Introductory Workshop Presentations

## CP Intro Alt Notes Feb2019.DOCX




A Word Document of the essential talking points that go along with the PowerPoint slides and the flip charts for the Alternate Formats for conferences one and four of the Centering Prayer Introductory Workshop. It can be used as the presenter's notes. You can edit this Word document.

## CP Intro Alt Notes Below Slides Feb2019.PDF




A PDF Document of the PowerPoint slides and essential talking points for the Alternate Formats for conferences one and four of the Centering Prayer Introductory Workshop. A black and white picture of the slide is on the top half of the page and the essential talking points are on the bottom half of the page. This document can be used as presenters notes during a presentation. This document is printed from the PowerPoint file of slides by selecting "notes page" when printing.

## CP Intro FlipChart Feb2019.PDF



A PDF file of the flip chart for the four conferences of the Centering Prayer Introductory Workshop. The essential talking points for each flip chart page are available in the file titled "CP Intro Notes".

## CP Intro Alt FlipChart Feb2019.PDF



A PDF file of the flip chart for the Alternate Formats for conferences one and four of the Centering Prayer Introductory Workshop. The essential talking points for each flip chart page are available in the file titled "CP Intro Alt Notes".

How to access the files:

1. Go to the Contemplative Outreach website, <http://www.contemplativeoutreach.org>
2. Log in
3. Click on Menu and select "resources"
4. In the drop-down list of resources click on "Volunteer Resources"

## About PowerPoints, Flip Charts and Related Files for the Centering Prayer Introductory Workshop Presentations

5. Scroll through the "Types" until you come to "Centering Prayer Introductory Program" (it is the 4th type or group: you have to pass through General, Chapter Resources, and Centering Prayer Presenter Formation)
6. Scroll down and click on the file you want and that should bring you to a webpage where you can download the file

You have choices and flexibility when offering the workshop:

- use the revised slides and flipcharts
- present the workshop conferences without slides and flipcharts; Gail Fitzpatrick-Hopler models this in the *Centering Prayer: A Training Course for Opening to the Presence of God* DVD set.
- continue to use your current slides and flipcharts.
- add your own creative touches to the new slides and flipcharts

Remember what Fr. Thomas Keating says in *The Integrity of the Teaching of the Centering Prayer Method*, December 7, 2016: ". . . spiritual transmission takes place during presentations . . . The depth of one's personal commitment to God, is the basis of this transmission. It is not so much the letter of the teaching, as the being of the one who teaches that is most important."